



zandu realty limited

Ref: ERL/SECRETARIAL/ZRL/2015-16/958

9<sup>th</sup> October, 2015

Department of Corporate Services  
**BSE Limited**  
Phiroze Jeejeebhoy Towers  
Dalal Street, Mumbai – 400 001

The Secretary  
**National Stock Exchange of India Limited**  
Exchange Plaza, Bandra Kurla Complex  
Bandra ( E), Mumbai-400 051

**Sub: Submission of Shareholding Pattern under Clause 35 of the Listing Agreement**

Dear Sir,

As per Clause 35 of the Listing Agreement, we enclose herewith shareholding pattern of the Company for the quarter ended 30<sup>th</sup> September, 2015

This is for your information and records.


Thanking you

Yours faithfully,  
**For Zandu Realty Limited**

**Sandeep Jhunjunwala**  
Manager & CFO

Encl: as above

Introductory sub-table (I)(a)			
Name of the Company: Zandu Realty Limited			
BSE Scrip Code: 506720		NSE Symbol: ZANDUREALT	
Name of the scrip: ZANDUREAL		Class of security: Equity Shares	
Quarter ended: 30th September, 2015			
<b>Partly paid-up shares:-</b>	<b>No. of partly paid-up shares</b>	<b>As a % of total no. of partly paid-up shares</b>	<b>As a % of total no. of shares of the company</b>
Held by promoter/promoter group	Nil	Nil	Nil
Held by public	Nil	Nil	Nil
<b>Total</b>	<b>Nil</b>	<b>Nil</b>	<b>Nil</b>
<b>Outstanding convertible securities:</b>	<b>No. of outstanding securities</b>	<b>As a % of total no. of outstanding convertible securities</b>	<b>As a % of total no. of shares of the company, assuming full conversion of the convertible securities</b>
Held by promoter/promoter group	Nil	Nil	Nil
Held by public	Nil	Nil	Nil
<b>Total</b>	<b>Nil</b>	<b>Nil</b>	<b>Nil</b>
<b>Warrants:-</b>	<b>No. of warrants</b>	<b>As a % of total no. of warrants</b>	<b>As a % of total no. of shares of the company, assuming full conversion of warrants</b>
Held by promoter/promoter group	Nil	Nil	Nil
Held by public	Nil	Nil	Nil
<b>Total</b>	<b>Nil</b>	<b>Nil</b>	<b>Nil</b>
<b>Total paid-up capital of the company, assuming full conversion of warrants and convertible securities</b>	<b>806400 Shares of Rs. 100/- each</b>		







**Statement Showing Shareholding Pattern**

Category code	Category of Shareholder	Number of Shareholders	Table (I)(a)		Total shareholding as a percentage of total number of shares		Shares Pledged or otherwise encumbered	
			Total number of shares	Number of shares held in dematerialized form	As a percentage of (A+B)	As a percentage of (A+B+C)	Number of shares	As a percentage
(I)	(II)	(III)	(IV)	(V)	(VI)	(VII)	(VIII)	(IX) = (VIII)/(IV) * 100
<b>(A)</b>	<b>Shareholding of Promoter and Promoter Group</b>							
<b>1</b>	<b>Indian</b>							
(a)	Individuals/ Hindu Undivided Family	-	-	-				
(b)	Central Government/ State Government(s)	-	-	-				
(c)	Bodies Corporate	1	2,86,329	2,86,329	35.51	35.51	0	0.00
(d)	Financial Institutions/ Banks	-	-	-				
(e)	Any Others(Specify)	-	-	-				
	<b>Sub Total(A)(1)</b>	<b>1</b>	<b>2,86,329</b>	<b>2,86,329</b>	<b>35.51</b>	<b>35.51</b>	<b>0</b>	<b>0.00</b>
<b>2</b>	<b>Foreign</b>							
a	Individuals (Non-Residents Individuals/ Foreign Individuals)	-	-	-				
b	Bodies Corporate	-	-	-				
c	Institutions	-	-	-				
d	Qualified Foreign Investor	-	-	-				
e	Any Others(Specify)	-	-	-				
	<b>Sub Total(A)(2)</b>	<b>-</b>	<b>-</b>	<b>-</b>				
	<b>Total Shareholding of Promoter and Promoter Group (A)= (A)(1)+(A)(2)</b>	<b>1</b>	<b>2,86,329</b>	<b>2,86,329</b>	<b>35.51</b>	<b>35.51</b>	<b>0</b>	<b>0.00</b>
<b>(B)</b>	<b>Public shareholding</b>							
<b>1</b>	<b>Institutions</b>							
(a)	Mutual Funds/ UTI	-	-	-				
(b)	Financial Institutions/ Banks	11	2,786	2,614	0.35	0.35	0	0.00
(c)	Central Government/ State Government(s)	-	-	-				
(d)	Venture Capital Funds	-	-	-				
(e)	Insurance Companies	-	-	-				
(f)	Foreign Institutional Investors	-	-	-				
(g)	Foreign Venture Capital Investors	-	-	-				
(h)	Qualified Foreign Investor	-	-	-				
(i)	Any Other (specify)	-	-	-				
	<b>Sub-Total (B)(1)</b>	<b>11</b>	<b>2,786</b>	<b>2,614</b>	<b>0.35</b>	<b>0.35</b>	<b>0</b>	<b>0.00</b>
<b>B 2</b>	<b>Non-institutions</b>							
(a)	Bodies Corporate	434	92,255	92,092	11.44	11.44	0	0.00
(b)	Individuals							
I	Individuals -i Individual shareholders holding nominal share capital up to Rs 1 lakh	26,199	3,47,845	3,22,851	43.14	43.14	0	0.00
II	ii Individual shareholders holding nominal share capital in excess of Rs 1 lakh	17	59,389	56,468	7.36	7.36	0	0.00
(c)	Qualified Foreign Investor	-	-	-				



(d)	Any Other (specify)							
(d-i)	Non-resident individual	137	16,315	16,305	2.02	2.02	0	0.00
(d-ii)	Clearing Member	61	1,481	1,481	0.18	0.18	0	0.00
	<b>Sub-Total (B)(2)</b>	<b>26,848</b>	<b>5,17,285</b>	<b>4,89,197</b>	<b>64.15</b>	<b>64.15</b>	<b>0</b>	<b>0.00</b>
<b>(B)</b>	<b>Total Public Shareholding (B)= (B)(1)+(B)(2)</b>	<b>26,859</b>	<b>5,20,071</b>	<b>4,91,811</b>	<b>64.49</b>	<b>64.49</b>	<b>0</b>	<b>0.00</b>
	<b>TOTAL (A)+(B)</b>	<b>26,860</b>	<b>8,06,400</b>	<b>7,78,140</b>	<b>100.00</b>	<b>100.00</b>	<b>0</b>	<b>0.00</b>
<b>(C)</b>	<b>Shares held by Custodians and against which Depository Receipts have been issued</b>							
1	Promoter and Promoter Group	-	-	-				
2	Public	-	-	-				
	<b>Sub-Total (C)</b>	<b>-</b>	<b>-</b>	<b>-</b>				
	<b>GRAND TOTAL (A)+(B)+(C)</b>	<b>26,860</b>	<b>8,06,400</b>	<b>7,78,140</b>	<b>100.00</b>	<b>100.00</b>	<b>0</b>	<b>0.00</b>



(1)(b) Statement showing holding of securities (including shares, warrants, convertible securities) of persons belonging to the category "Promoter and Promoter Group"



Sr. No.	Name of the shareholder	Details of Shares held		Encumbered shares (*)			Details of warrants		Details of convertible securities		Total shares (including underlying shares assuming full conversion of warrants and convertible securities) as a % of diluted share capital
		Number of shares held	As a % of grand total (A)+(B)+(C)	No.	As a percentage	As a % of grand total (A)+(B)+(C) of sub-clause (D)(a)	Number of warrants held	As a % total number of warrants of the same class	Number of convertible securities held	As a % total number of convertible securities of the same class	
(i)	(ii)	(iii)	(iv)	(v)	(vi)=(v)/(iii)*100	(vii)	(viii)	(ix)	(x)	(xi)	(xii)
1	Emami Rainbow Niketan Pvt. Ltd.	2,86,329	35.51								35.51
						Nil	Nil	Nil	Nil	Nil	
<b>TOTAL</b>		<b>2,86,329</b>	<b>35.51</b>	<b>0</b>		<b>Nil</b>	<b>Nil</b>	<b>Nil</b>	<b>Nil</b>	<b>Nil</b>	<b>35.51</b>

(\*) The term "encumbrance" has the same meaning as assigned to it in regulation 28(3) of the SAST Regulations, 2011





(D)(i) Statement showing holding of securities (including shares, warrants, convertible securities) of persons belonging to the category "Public" and holding more than 1% of the total number of shares								
Sr. No.	Name of the shareholder	Number of shares held	Shares as a percentage of total number of shares [i.e., Grand Total (A)+(B)+(C) indicated in Statement at para (I)(a) above]	Details of warrants		Details of convertible securities		Total shares (including underlying shares assuming full conversion of warrants and convertible securities) as a % of diluted share capital
				Number of warrants held	As a % total number of warrants of the same class	Number of convertible securities held	% w.r.t total number of convertible securities of the same class	
1	Placid Limited	29,500	3.66	Nil	Nil	Nil	Nil	3.66
2	Poonam Bathwal	15,350	1.90	Nil	Nil	Nil	Nil	1.90
3	Anand Rathi Global Finance Limited	10,926	1.35	Nil	Nil	Nil	Nil	1.35
4	Rajeev Aggarwal	8,971	1.11	Nil	Nil	Nil	Nil	1.11
<b>TOTAL</b>		<b>64,747</b>	<b>8.03</b>	<b>Nil</b>	<b>Nil</b>	<b>Nil</b>	<b>Nil</b>	<b>8.03</b>





**(I)(c)(ii) Statement showing holding of securities (including shares, warrants, convertible securities) of persons (together with PAC) belonging to the category "Public" and holding more than 5% of the total number of shares of the company**

Sr. No.	Name(s) of the shareholder(s) and the Persons Acting in Concert (PAC) with them	Number of shares	Shares as a percentage of total number of shares (i.e., Grand Total (A)+(B)+(C) indicated in Statement at para (I)(a) above)	Details of warrants		Details of convertible securities		Total shares (including underlying shares assuming full conversion of warrants and convertible securities) as a % of diluted share capital
				Number of warrants	As a % total number of warrants of the same class	Number of convertible securities held	% w.r.t total number of convertible securities of the same class	
NIL								






(I)(d) Statement showing details of locked-in shares			
Sr. No.	Name of the shareholder	Number of locked-in shares	Locked-in shares as a percentage of total number of shares (i.e., Grand Total (A)+(B)+(C) indicated in Statement at para (I)(a) above)
NIL			





(II)(a) Statement showing details of Depository Receipts (DRs)				
Sr. No.	Type of outstanding DR (ADRs, GDRs, SDRs, etc.)	Number of outstanding DRs	Number of shares underlying outstanding DRs	Shares underlying outstanding DRs as a percentage of total number of shares {i.e., Grand Total (A)+(B)+(C) indicated in Statement at para (I)(a) above}
NIL				

A handwritten signature is written over a circular stamp. The stamp contains the text 'EMAMI REALTY LIMITED' around the perimeter and a star at the bottom.



(II)(b) Statement showing holding of Depository Receipts (DRs), where underlying shares held by "promoter/promoter group" are in excess of 1% of the total number of shares

Sr. No.	Name of the DR Holder	Type of outstanding DR (ADRs, GDRs, SDRs, etc.)	Number of shares underlying outstanding DRs	Shares underlying outstanding DRs as a percentage of total number of shares (i.e., Grand Total (A)+(B)+(C) indicated in Statement at para (I)(a) above)
NIL				

