

Ack



**zandu realty limited**

Ref: ERL/ZRL/2014-15/955

9<sup>th</sup> October, 2014

Department of Corporate Services  
BSE Limited  
Phiroze Jeejeebhoy Towers  
Dalal Street, Mumbai – 400 001

*case*  
The Secretary  
National Stock Exchange of India Limited  
Exchange Plaza, Bandra Kurla Complex  
Bandra ( E), Mumbai-400 051

**Sub: Submission of Shareholding Pattern under Clause 35 of the Listing Agreement**

Dear Sir,

As per Clause 35 of the Listing Agreement, we enclose herewith shareholding pattern of the Company for the quarter ended 30<sup>th</sup> September, 2014.

This is for your information and records.

Thanking you

Yours faithfully,  
For Zandu Realty Limited

Anand R. Mundra  
CEO (Commercial) & Company Secretary

Encl: as above

NSX  
10 OCT 2014  
CONTENTS NOT VERIFIED

BSE LTD.  
INWARD SECTION  
10 OCT 2014  
CONTENTS NOT VERIFIED  
SIGN

CIN- L24239WB1919PLC136297

| Introductory sub-table (I)(a)   |                                      |  |   |
|---|--------------------------------------|--|---|
| Name of the Company:Zandu Realty Limited  |                                      |  |   |
| BSE Scrip Code:506720   |                                      | NSE Symbol: ZANDUREALT                               |   |
| Name of the scrip: ZANDUREAL  |                                      | Class of security:Equity Shares                      |   |
| Quarter ended: 30th September, 2014   |                                      |  |   |
| <b>Partly paid-up shares:-</b>  |                                      |  |   |
|   | <b>No. of partly paid-up shares</b>  | <b>As a % of total no. of partly paid-up shares</b>  | <b>As a % of total no. of shares of the company</b>   |
| Held by promoter/promoter group   | Nil                                  | Nil  | Nil   |
| Held by public  | Nil                                  | Nil  | Nil   |
| <b>Total</b>  | <b>Nil</b>                           | <b>Nil</b>   | <b>Nil</b>  |
| <b>Outstanding convertible securities:-</b>   |                                      |  |   |
|   | <b>No. of outstanding securities</b> | <b>As a % of total no. of outstanding securities</b> | <b>As a % of total no. of shares of the company, assuming full conversion of the convertible securities</b> |
| Held by promoter/promoter group   | Nil                                  | Nil  | Nil   |
| Held by public  | Nil                                  | Nil  | Nil   |
| <b>Total</b>  | <b>Nil</b>                           | <b>Nil</b>   | <b>Nil</b>  |
| <b>Warrants:-</b>   |                                      |  |   |
|   | <b>No. of warrants</b>               | <b>As a % of total no. of warrants</b>               | <b>As a % of total no. of shares of the company, assuming full conversion of warrants</b>                   |
| Held by promoter/promoter group   | Nil                                  | Nil  | Nil   |
| Held by public  | Nil                                  | Nil  | Nil   |
| <b>Total</b>  | <b>Nil</b>                           | <b>Nil</b>   | <b>Nil</b>  |
| Total paid-up capital of the company, assuming full conversion of warrants and convertible securities | 806400 Shares of Rs. 100/- each      |  |   |

For ZANDU REALTY LIMITED

  
Authorised Signatories

| Category code | Category of Shareholder   | Number of Shareholders | Total number of shares | Number of shares held in dematerialized form | Total shareholding as a percentage of total number of shares |                            | Shares Pledged or otherwise encumbered |                      |
|---------------|---|------------------------|------------------------|--|--|----------------------------|--|----------------------|
|               |   |                        |                        |  | As a percentage of(A+B) <sup>1</sup>                         | As a percentage of (A+B+C) | Number of shares                       | As a percentage      |
| (I)           | (II)  | (III)                  | (IV)                   | (V)  | (VI)   | (VII)                      | (VIII)                                 | (IX)=(VIII)/(IV)*100 |
| <b>(A)</b>    | <b>Shareholding of Promoter and Promoter Group<sup>2</sup></b>                          |                        |                        |  |  |                            |  |                      |
| <b>1</b>      | <b>Indian</b>   |                        |                        |  |  |                            |  |                      |
| (a)           | Individuals/ Hindu Undivided Family   | -                      | -                      | -  | 0.00   | 0.00                       | 0                                      | 0.00                 |
| (b)           | Central Government/ State Government(s)   | -                      | -                      | -  | 0.00   | 0.00                       | 0                                      | 0.00                 |
| (c)           | Bodies Corporate  | 1                      | 286,329                | 286,329                                      | 35.51  | 35.51                      | 0                                      | 0.00                 |
| (d)           | Financial Institutions/ Banks   | -                      | -                      | -  | 0.00   | 0.00                       | 0                                      | 0.00                 |
| (e)           | Any Others(Specify)   | -                      | -                      | -  | 0.00   | 0.00                       | 0                                      | 0.00                 |
|               | <b>Sub Total(A)(1)</b>  | <b>1</b>               | <b>286,329</b>         | <b>286,329</b>                               | <b>35.51</b>   | <b>35.51</b>               | <b>0</b>                               | <b>0.00</b>          |
| <b>2</b>      | <b>Foreign</b>  |                        |                        |  |  |                            |  |                      |
| a             | Individuals (Non-Residents Individuals/ Foreign Individuals)                            | -                      | -                      | -  | 0.00   | 0.00                       | 0                                      | 0.00                 |
| b             | Bodies Corporate  | -                      | -                      | -  | 0.00   | 0.00                       | 0                                      | 0.00                 |
| c             | Institutions  | -                      | -                      | -  | 0.00   | 0.00                       | 0                                      | 0.00                 |
| d             | Qualified Foreign Investor  | -                      | -                      | -  | 0.00   | 0.00                       | 0                                      | 0.00                 |
| e             | Any Others(Specify)   | -                      | -                      | -  | 0.00   | 0.00                       | 0                                      | 0.00                 |
|               | <b>Sub Total(A)(2)</b>  | <b>-</b>               | <b>-</b>               | <b>-</b>                                     | <b>0.00</b>  | <b>0.00</b>                | <b>0</b>                               | <b>0.00</b>          |
|               | <b>Total Shareholding of Promoter and Promoter Group (A)= (A)(1)+(A)(2)</b>             | <b>1</b>               | <b>286,329</b>         | <b>286,329</b>                               | <b>35.51</b>   | <b>35.51</b>               | <b>0</b>                               | <b>0.00</b>          |
| <b>(B)</b>    | <b>Public shareholding</b>  |                        |                        |  |  |                            |  |                      |
| <b>1</b>      | <b>Institutions</b>   |                        |                        |  |  |                            |  |                      |
| (a)           | Mutual Funds/ UTI   | -                      | -                      | -  | 0.00   | 0.00                       | 0                                      | 0.00                 |
| (b)           | Financial Institutions/ Banks   | 9                      | 2,095                  | 1,923  | 0.26   | 0.26                       | Nil                                    | Nil                  |
| (c)           | Central Government/ State Government(s)   | -                      | -                      | -  | 0.00   | 0.00                       | 0                                      | 0.00                 |
| (d)           | Venture Capital Funds   | -                      | -                      | -  | 0.00   | 0.00                       | 0                                      | 0.00                 |
| (e)           | Insurance Companies   | -                      | -                      | -  | 0.00   | 0.00                       | 0                                      | 0.00                 |
| (f)           | Foreign Institutional Investors   | -                      | -                      | -  | 0.00   | 0.00                       | 0                                      | 0.00                 |
| (g)           | Foreign Venture Capital Investors   | -                      | -                      | -  | 0.00   | 0.00                       | 0                                      | 0.00                 |
| (h)           | Qualified Foreign Investor  | -                      | -                      | -  | 0.00   | 0.00                       | 0                                      | 0.00                 |
| (i)           | Any Other (specify)   | -                      | -                      | -  | 0.00   | 0.00                       | 0                                      | 0.00                 |
|               | <b>Sub-Total (B)(1)</b>   | <b>9</b>               | <b>2,095</b>           | <b>1,923</b>                                 | <b>0.26</b>  | <b>0.26</b>                | <b>0</b>                               | <b>0.00</b>          |
| <b>B 2</b>    | <b>Non-institutions</b>   |                        |                        |  |  |                            |  |                      |
| (a)           | Bodies Corporate  | 497                    | 95,912                 | 95,749                                       | 11.89  | 11.89                      | Nil                                    | Nil                  |
| (b)           | Individuals   |                        |                        |  |  |                            |  |                      |
| I             | Individuals -i. Individual shareholders holding nominal share capital up to Rs 1 lakh   | 26,752                 | 326,234                | 300,737                                      | 40.46  | 40.46                      | Nil                                    | Nil                  |
| II            | ii. Individual shareholders holding nominal share capital in excess of Rs. 1 lakh.      | 15                     | 66,262                 | 63,341                                       | 8.22   | 8.22                       | Nil                                    | Nil                  |
| (c)           | Qualified Foreign Investor  | -                      | -                      | -  | 0.00   | 0.00                       | 0                                      | 0.00                 |
| (d)           | Any Other (specify)   |                        |                        |  |  |                            |  |                      |
| (d-i)         | Non-resident individual   | 150                    | 16,261                 | 16,251                                       | 2.02   | 2.02                       | Nil                                    | Nil                  |
| (d-ii)        | Clearing Member   | 212                    | 13,307                 | 13,307                                       | 1.65   | 1.65                       | Nil                                    | Nil                  |
|               | <b>Sub-Total (B)(2)</b>   | <b>27,626</b>          | <b>517,976</b>         | <b>489,385</b>                               | <b>64.23</b>   | <b>64.23</b>               | <b>Nil</b>                             | <b>Nil</b>           |
| <b>(B)</b>    | <b>Total Public Shareholding (B)= (B)(1)+(B)(2)</b>                                     | <b>27,635</b>          | <b>520,071</b>         | <b>491,308</b>                               | <b>64.49</b>   | <b>64.49</b>               | <b>Nil</b>                             | <b>Nil</b>           |
|               | <b>TOTAL (A)+(B)</b>  | <b>27,636</b>          | <b>806,400</b>         | <b>777,637</b>                               | <b>100.00</b>  | <b>100.00</b>              | <b>Nil</b>                             | <b>Nil</b>           |
| <b>(C)</b>    | <b>Shares held by Custodians and against which Depository Receipts have been issued</b> |                        |                        |  |  |                            |  |                      |
| 1             | Promoter and Promoter Group   | -                      | -                      | -  | 0  | 0.00                       | 0                                      | 0.00                 |
| 2             | Public  | -                      | -                      | -  | 0  | 0.00                       | 0                                      | 0                    |
|               | <b>Sub-Total (C)</b>  | <b>-</b>               | <b>-</b>               | <b>-</b>                                     | <b>0</b>   | <b>0.00</b>                | <b>0</b>                               | <b>0</b>             |
|               | <b>GRAND TOTAL (A)+(B)+(C)</b>  | <b>27,636</b>          | <b>806,400</b>         | <b>777,637</b>                               |  | <b>100.00</b>              | <b>0</b>                               | <b>0.00</b>          |

For ZANDU REALTY LIMITED

*[Signature]*

Mundra Sir Cabine Sys

Authorised Signatories

| (I)(b) Statement showing holding of securities (including shares, warrants, convertible securities) of persons belonging to the category "Promoter and Promoter Group" |                                 |                        |                                   |                       |                 |  |                         |   |                                       |   |  |              |
|--|---------------------------------|------------------------|-----------------------------------|-----------------------|-----------------|--|-------------------------|---|---------------------------------------|---|--|--------------|
| Sr.  | Name of the shareholder         | Details of Shares held |                                   | Encumbered shares (*) |                 |  | Details of warrants     |   | Details of convertible securities     |   | Total shares (including underlying shares assuming full conversion of warrants and convertible securities) as a % of diluted share capital |              |
|  |                                 | Number of shares held  | As a % of grand total (A)+(B)+(C) | No.                   | As a percentage | As a % of grand total (A)+(B)+(C) of sub-clause (I)(a) | Number of warrants held | As a % total number of warrants of the same class | Number of convertible securities held | As a % total number of convertible securities of the same class |  |              |
| No.  | (i)                             | (ii)                   | (iii)                             | (iv)                  | (v)             | (vi)=(v)/(iii)*100                                     | (vii)                   | (viii)  | (ix)                                  | (x)   | (xi)   | (xii)        |
| 1  | Emami Rainbow Niketan Pvt. Ltd. | 286,329                | 35.51                             |                       |                 |  |                         |   |                                       |   |  | 35.51        |
|  |                                 |                        |                                   |                       | Nil             | Nil  | Nil                     | Nil   | Nil                                   | Nil   | Nil  |              |
|  | <b>TOTAL</b>                    | <b>286,329</b>         | <b>35.51</b>                      | <b>0</b>              | <b>Nil</b>      | <b>Nil</b>   | <b>Nil</b>              | <b>Nil</b>  | <b>Nil</b>                            | <b>Nil</b>  | <b>Nil</b>   | <b>35.51</b> |

(\* ) The term "encumbrance" has the same meaning as assigned to it in regulation 28(3) of the SAST Regulations, 2011

For ZANDU REALTY LIMITED

  
Authorised Signatories


| (I)(c)(i) Statement showing holding of securities (including shares, warrants, convertible securities) of persons belonging to the category "Public" and holding more than 1% of the total number of shares |  |                       |  |                         |   |                                       |  |  |
|---|--|-----------------------|--|-------------------------|---|---------------------------------------|--|--|
| Sr. No.   | Name of the shareholder                    | Number of shares held | Shares as a percentage of total number of shares {i.e., Grand Total (A)+(B)+(C) indicated in Statement at para (I)(a) above} | Details of warrants     |   | Details of convertible securities     |  | Total shares (including underlying shares assuming full conversion of warrants and convertible securities) as a % of diluted share capital |
|   |  |                       |  | Number of warrants held | As a % total number of warrants of the same class | Number of convertible securities held | % w.r.t total number of convertible securities of the same class |  |
| 1   | Placid Limited                             | 29500                 | 3.66   | Nil                     | Nil   | Nil                                   | Nil  | 3.66   |
| 2   | Poonam Bathwal                             | 20500                 | 2.54   | Nil                     | Nil   | Nil                                   | Nil  | 2.54   |
| 3   | Master Nikunj Bathwal                      | 14000                 | 1.74   | Nil                     | Nil   | Nil                                   | Nil  | 1.74   |
| 4   | Earnest Shipping and Ship Builders Limited | 10000                 | 1.24   | Nil                     | Nil   | Nil                                   | Nil  | 1.24   |
| <b>TOTAL</b>  |  | <b>74000</b>          | <b>9.18</b>  | <b>Nil</b>              | <b>Nil</b>  | <b>Nil</b>                            | <b>Nil</b>   | <b>9.18</b>  |

For ZANDU REALTY LIMITED


  
Authorised Signatories

(I)(c)(ii) Statement showing holding of securities (including shares, warrants, convertible securities) of persons (together with PAC) belonging to the category "Public" and holding more than 5% of the total number of shares of the company

| Sr. No. | Name(s) of the shareholder(s) and the Persons Acting in Concert (PAC) with them | Number of shares | Shares as a percentage of total number of shares {i.e., Grand Total (A)+(B)+(C) indicated in Statement at para (I)(a) above} | Details of warrants |   | Details of convertible securities     |  | Total shares (including underlying shares assuming full conversion of warrants and convertible securities) as a % of diluted share capital |
|---------|---|------------------|--|---------------------|---|---------------------------------------|--|--|
|         |   |                  |  | Number of warrants  | As a % total number of warrants of the same class | Number of convertible securities held | % w.r.t total number of convertible securities of the same class |  |
| NIL     |   |                  |  |                     |   |                                       |  |  |


For ZANDU REALTY LIMITED  
  
 Authorised Signatories

| (I)(d) <u>Statement showing details of locked-in shares</u> |                         |                            |  |
|---|-------------------------|----------------------------|--|
| Sr. No.   | Name of the shareholder | Number of locked-in shares | Locked-in shares as a percentage of total number of shares {i.e., Grand Total (A)+(B)+(C) indicated in Statement at para (I)(a) above} |
|   |                         | NIL                        |  |
|   |                         |                            |  |
|   |                         |                            |  |
|   |                         |                            |  |
|   |                         |                            |  |
|   |                         |                            |  |
|   |                         |                            |  |
|   |                         |                            |  |
|   |                         |                            |  |

For ZANDU REALTY LIMITED  
  
 Authorised Signatories

| (II)(a) <u>Statement showing details of Depository Receipts (DRs)</u> |  |                              |  |  |
|---|--|------------------------------|--|--|
| Sr. No.   | Type of outstanding DR<br>(ADRs, GDRs, SDRs, etc.) | Number of outstanding<br>DRs | Number of shares<br>underlying outstanding DRs | Shares underlying outstanding DRs as a<br>percentage of total number of shares<br>{i.e., Grand Total (A)+(B)+(C) indicated<br>in Statement at para (I)(a) above} |
| NIL   |  |                              |  |  |
|   |  |                              |  |  |
|   |  |                              |  |  |
|   |  |                              |  |  |
|   |  |                              |  |  |
|   |  |                              |  |  |
|   |  |                              |  |  |
|   |  |                              |  |  |
|   |  |                              |  |  |
|   |  |                              |  |  |

For ZANDU REALTY LIMITED



Authorised Signatories



(II)(b) Statement showing holding of Depository Receipts (DRs), where underlying shares held by "promoter/promoter group" are in excess of 1% of the total number of shares

| Sr. No. | Name of the DR Holder | Type of outstanding DR (ADRs, GDRs, SDRs, etc.) | Number of shares underlying outstanding DRs | Shares underlying outstanding DRs as a percentage of total number of shares {i.e., Grand Total (A)+(B)+(C) indicated in Statement at para (I)(a) above} |
|---------|-----------------------|---|---|---|
| NIL     |                       |   |   |   |

For ZANDU REALTY LIMITED

  
Authorised Sign. Officer