

zandu realty limited

Ref: ERL/SECRETARIAL/ZRL/2015-16/482

7th July, 2015

Department of Corporate Services
BSE Limited
Phiroze Jeejeebhoy Towers
Dalal Street, Mumbai – 400 001

The Secretary
National Stock Exchange of India Limited
Exchange Plaza, Bandra Kurla Complex
Bandra (E), Mumbai-400 051

Sub: Submission of Shareholding Pattern under Clause 35 of the Listing Agreement

Dear Sir,

As per Clause 35 of the Listing Agreement, we enclose herewith shareholding pattern of the Company for the quarter ended 30th June, 2015

This is for your information and records.

Thanking you

Yours faithfully,
For Zandu Realty Limited


Sandeep Jhunjunwala
Manager & CFO

Encl: as above



zandu realty limited


Introductory sub-table (I)(a)			
Name of the Company: Zandu Realty Limited			
BSE Scrip Code: 506720		NSE Symbol: ZANDUREALT	
Name of the scrip: ZANDUREAL		Class of security: Equity Shares	
Quarter ended: 30th June, 2015			
Partly paid-up shares:-	No. of partly paid-up shares	As a % of total no. of partly paid-up shares	As a % of total no. of shares of the company
Held by promoter/promoter group	Nil	Nil	Nil
Held by public	Nil	Nil	Nil
Total	Nil	Nil	Nil
Outstanding convertible securities:-	No. of outstanding securities	As a % of total no. of outstanding convertible securities	As a % of total no. of shares of the company, assuming full conversion of the convertible securities
Held by promoter/promoter group	Nil	Nil	Nil
Held by public	Nil	Nil	Nil
Total	Nil	Nil	Nil
Warrants:-	No. of warrants	As a % of total no. of warrants	As a % of total no. of shares of the company, assuming full conversion of warrants
Held by promoter/promoter group	Nil	Nil	Nil
Held by public	Nil	Nil	Nil
Total	Nil	Nil	Nil
Total paid-up capital of the company, assuming full conversion of warrants and convertible securities	806400 Shares of Rs. 100/- each		





zandu realty limited


Statement Showing Shareholding Pattern								
Category code	Category of Shareholder	Number of Shareholders	Table (I)(a)		Total shareholding as a percentage of total number of shares		Shares Pledged or otherwise encumbered	
			Total number of shares	Number of shares held in dematerialized form	As a percentage of (A+B)	As a percentage of (A+B+C)	Number of shares	As a percentage
(I)	(II)	(III)	(IV)	(V)	(VI)	(VII)	(VIII)	(IX)=(VIII)/(IV)*100
(A)	Shareholding of Promoter and Promoter Group							
1	Indian							
(a)	Individuals/ Hindu Undivided Family	-	-	-				
(b)	Central Government/ State Government(s)	-	-	-				
(c)	Bodies Corporate	1	2,86,329	2,86,329	35.51	35.51	0	0.00
(d)	Financial Institutions/ Banks	-	-	-				
(e)	Any Others(Specify)	-	-	-				
	Sub Total(A)(1)	1	2,86,329	2,86,329	35.51	35.51	0	0.00
2	Foreign							
a	Individuals (Non-Residents Individuals/ Foreign Individuals)	-	-	-				
b	Bodies Corporate	-	-	-				
c	Institutions	-	-	-				
d	Qualified Foreign Investor	-	-	-				
e	Any Others(Specify)	-	-	-				
	Sub Total(A)(2)	-	-	-				
	Total Shareholding of Promoter and Promoter Group (A)= (A)(1)+(A)(2)	1	2,86,329	2,86,329	35.51	35.51	0	0.00
(B)	Public shareholding							
1	Institutions							
(a)	Mutual Funds/ UTI	-	-	-				
(b)	Financial Institutions/ Banks	9	2,004	1,832	0.25	0.25	0	0.00
(c)	Central Government/ State Government(s)	-	-	-				
(d)	Venture Capital Funds	-	-	-				
(e)	Insurance Companies	-	-	-				
(f)	Foreign Institutional Investors	-	-	-				
(g)	Foreign Venture Capital Investors	-	-	-				
(h)	Qualified Foreign Investor	-	-	-				
(i)	Any Other (specify)	-	-	-				
	Sub-Total (B)(1)	9	2,004	1,832	0.25	0.25	0	0.00
B 2	Non-institutions							
(a)	Bodies Corporate	449	95,047	94,884	11.79	11.79	0	0.00
(b)	Individuals							
I	Individuals -i. Individual shareholders holding nominal share capital up to Rs 1 lakh	26,383	3,48,085	3,22,824	43.17	43.17	0	0.00
II	ii. Individual shareholders holding nominal share capital in excess of Rs. 1 lakh.	15	56,068	53,147	6.95	6.95	0	0.00
(c)	Qualified Foreign Investor	-	-	-				





zandu realty limited

(d)	Any Other (specify)							
(d-i)	Non-resident individual	137	17,289	17,279	2.14	2.14	0	0.00
(d-ii)	Clearing Member	45	1,578	1,578	0.20	0.20	0	0.00
	Sub-Total (B)(2)	27,029	5,18,067	4,89,712	64.24	64.24	0	0.00
(B)	Total Public Shareholding (B)= (B)(1)+(B)(2)	27,038	5,20,071	4,91,544	64.49	64.49	0	0.00
	TOTAL (A)+(B)	27,039	8,06,400	7,77,873	100.00	100.00	0	0.00
(C)	Shares held by Custodians and against which Depository Receipts have been issued							
1	Promoter and Promoter Group	-	-	-				
2	Public	-	-	-				
	Sub-Total (C)	-	-	-				
	GRAND TOTAL (A)+(B)+(C)	27,039	8,06,400	7,77,873		100.00	0	0.00






zandu realty limited

(1)(b) Statement showing holding of securities (including shares, warrants, convertible securities) of persons belonging to the category "Promoter and Promoter Group"											
Sr. No.	Name of the shareholder	Details of Shares held		Encumbered shares (*)			Details of warrants		Details of convertible securities		Total shares (including underlying shares assuming full conversion of warrants and convertible securities) as a % of diluted share capital
		Number of shares held	As a % of grand total (A)+(B)+(C)	No.	As a percentage	As a % of grand total (A)+(B)+(C) of sub-clause (I)(a)	Number of warrants held	As a % total number of warrants of the same class	Number of convertible securities held	As a % total number of convertible securities of the same class	
(i)	(ii)	(iii)	(iv)	(v)	(vi)=(v)/(iii)*100	(vii)	(viii)	(ix)	(x)	(xi)	(xii)
1	Emami Rainbow Niketan Pvt. Ltd.	2,86,329	35.51				Nil	Nil	Nil	Nil	35.51
TOTAL		2,86,329	35.51	0	Nil	Nil	Nil	Nil	Nil	Nil	35.51


(*) The term "encumbrance" has the same meaning as assigned to it in regulation 28(3) of the SAST Regulations, 2011





zandu realty limited


(I)(c)(i) Statement showing holding of securities (including shares, warrants, convertible securities) of persons belonging to the category "Public" and holding more than 1% of the total number of shares								
Sr. No.	Name of the shareholder	Number of shares held	Shares as a percentage of total number of shares {i.e., Grand Total (A)+(B)+(C) indicated in Statement at para (I)(a) above}	Details of warrants		Details of convertible securities		Total shares (including underlying shares assuming full conversion of warrants and convertible securities) as a % of diluted share capital
				Number of warrants held	As a % total number of warrants of the same class	Number of convertible securities held	% w.r.t total number of convertible securities of the same class	
1	Placid Limited	29,500	3.66	Nil	Nil	Nil	Nil	3.66
2	Poonam Bathwal	15,350	1.90	Nil	Nil	Nil	Nil	1.90
3	Anand Rathi Global Finance Limited	10,926	1.35	Nil	Nil	Nil	Nil	1.35
4	Rajeev Aggarwal	9,171	1.14	Nil	Nil	Nil	Nil	1.14
TOTAL		64,947	8.05	Nil	Nil	Nil	Nil	8.24





zandu realty limited

(I)(c)(ii) Statement showing holding of securities (including shares, warrants, convertible securities) of persons (together with PAC) belonging to the category "Public" and holding more than 5% of the total number of shares of the company								
Sr. No.	Name(s) of the shareholder(s) and the Persons Acting in Concert (PAC) with them	Number of shares	Shares as a percentage of total number of shares {i.e., Grand Total (A)+(B)+(C) indicated in Statement at para (I)(a) above}	Details of warrants		Details of convertible securities		Total shares (including underlying shares assuming full conversion of warrants and convertible securities) as a % of diluted share capital
				Number of warrants	As a % total number of warrants of the same class	Number of convertible securities held	% w.r.t total number of convertible securities of the same class	
NIL								






emami*

zandu realty limited


(I)(d) Statement showing details of locked-in shares			
Sr. No.	Name of the shareholder	Number of locked-in shares	Locked-in shares as a percentage of total number of shares (i.e., Grand Total (A)+(B)+(C) indicated in Statement at para (I)(a) above)
NIL			





zandu realty limited

(II)(a) Statement showing details of Depository Receipts (DRs)				
Sr. No.	Type of outstanding DR (ADRs, GDRs, SDRs, etc.)	Number of outstanding DRs	Number of shares underlying outstanding DRs	Shares underlying outstanding DRs as a percentage of total number of shares (i.e., Grand Total (A)+(B)+(C) indicated in Statement at para (I)(a) above)
NIL				





zandu realty limited

(11)(b) Statement showing holding of Depository Receipts (DRs), where underlying shares held by "promoter/promoter group" are in excess of 1% of the total number of shares				
Sr. No.	Name of the DR Holder	Type of outstanding DR (ADRs, GDRs, SDRs, etc.)	Number of shares underlying outstanding DRs	Shares underlying outstanding DRs as a percentage of total number of shares (i.e., Grand Total (A)+(B)+(C) indicated in Statement at para (1)(a) above)
NIL				

